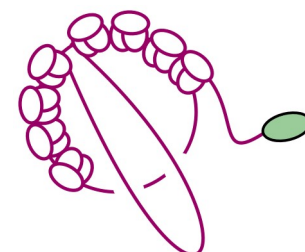


## **HOME Adding Bead to Centre of Ring © Jane Eborall 2011**

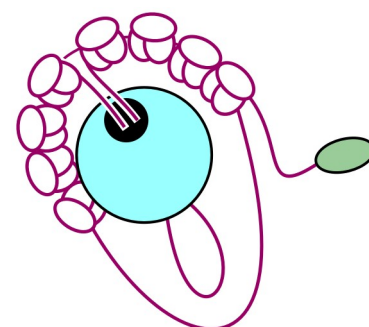
Work the ring according to the pattern but do not close.



Take the middle point of the ring, or where stated, (often below a picot) and using a crochet hook to pull down the core thread (that's the thread running through the middle of the stitches).

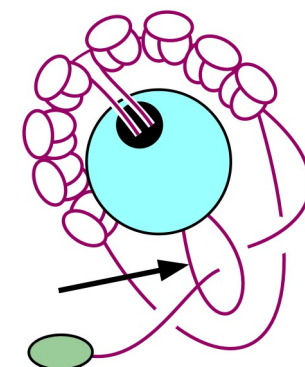


Now add the bead to this core thread (again using the crochet hook) and pull the loop down far enough to take your shuttle through it.



Next take the shuttle through the loop.

The ring is tightened carefully in two stages. Firstly tighten the first side of the ring by pulling the core thread from the area shown by the arrow.



When this is snug around the bead pull the shuttle thread to tighten the second side.

