

On behalf of Georgia Seitz and The Online Tatting Class we would like to thank the many designers and tatters that have helped build the class library to what it is today. Without all those involved tatting would not be where it is today. Thank you for helping share the Art of Tatting.

Vickie Reynolds Solves the Mystery Doily!

Last year I shared this doily with tatters. I called it the mystery doily because it was a mystery to me how they did it! It seemed to be serpentine in nature but I kept getting lost in the coils.

And here is the solution worked out:


ROUND 1:

R1 2-2-2-2, RW
CH1 2, RW
R2 2+2-2-2 (to last picot of previous ring), RW
CH2 Repeat CH1
R3 Repeat R2
CH3 Repeat CH1
R4 Repeat R2
CH4 Repeat CH1
R5 Repeat R2
CH5 Repeat R2
R6 Repeat R2
CH6 4-4-4, shuttle join to last picot of last ring, RW, SS, 4-4,
RW (long chain)

R7 2+2-2-2 (join to 2nd picot of CH6),
RW
CH7 Repeat CH1
R8 Repeat R2
CH8 Repeat CH1
R9 Repeat R2
CH9 Repeat CH1
R10 Repeat R2
CH10 4+4-4 (join to last picot of last
long chain). shuttle join to last picot of last ring, RW, SS 4-4, RW

R11 2+2+2-2 (join to 2nd picot of CH10; join to 2nd picot of R6), RW
CH11 Repeat CH1
R12 Repeat R2
CH12 Repeat CH1
R13 Repeat R2
CH13 Repeat CH1
R14 Repeat R2
CH14 Repeat CH1

MYSTERY DOILY AS WORKED BY VICKIE REYNOLDS



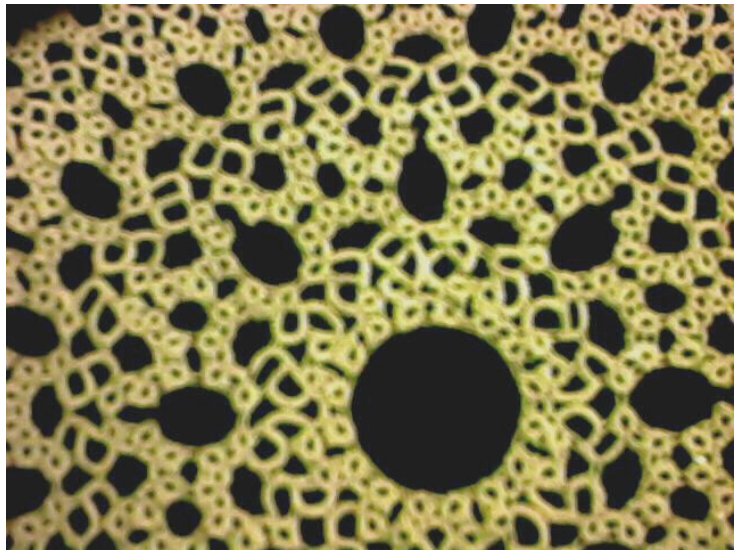
R15 Repeat R2
CH15 Repeat CH1
R16 Repeat R2
CH16 Repeat CH10

R17 2+2+2-2 (join to 2nd picot of CH10;
join to 2nd picot of R10), RW
CH17 Repeat CH1
R18 2+2+2-2 (join to last picot of R17;
join to 2nd picot of R9), RW
CH18 Repeat CH1
R19 Repeat R2
CH19 Repeat CH1
R20 Repeat R2
CH20 Repeat CH10

Repeat R11 - CH20 until there are 8 complete inner clusters joining at appropriate picots to close the round, cut, tie and hide ends.

ROUND 2:

R1 2-2-2-2, RW
CH1 2, RW
R2 2+2-2-2 (to last picot of previous ring), RW
CH2 Repeat CH1
R3 Repeat R2
CH3 Repeat CH1
R4 Repeat R2
CH4 Repeat CH1
R5 Repeat R2
CH5 Repeat CH1
R6 Repeat R2
CH6 4-4-4, shuttle join to last picot of last ring,
RW, SS, 4-4, RW



Mystery Doily Rounds 1-3

R7 2+2-2-2 (join to 2nd picot of last long chain), RW
CH7 Repeat CH1
R8 Repeat R2
CH8 Repeat CH1
R9 2+2+2-2 (join to 2nd picot of previous ring; join to 1st free picot of a cluster from the previous round), RW
CH9 Repeat CH1
R10 2+2+2-2 (join to 2nd picot of previous ring; join to next free picot of previous round), RW
CH10 Repeat CH1
R11 Repeat R2

CH11 Repeat CH1

R12 Repeat R2

CH12 4+4-4 (join to last picot of last long chain). shuttle join to last picot of last ring, RW, SS, 4-4, RW

R13 2+2+2-2 (join to 2nd picot of last long chain; join to 2nd picot of R6), RW

CH13 Repeat CH1

R14 Repeat R2

CH14 Repeat CH1

R15 Repeat R2

CH15 Repeat CH1

R16 Repeat R2

CH16 Repeat CH1

R17 Repeat R2

CH17 Repeat CH1

R18 Repeat R2

CH18 Repeat CH12

R19 2+2+2-2 (join to 2nd picot of last long chain; join to 2nd picot of R12), RW

CH19 Repeat CH1

R20 2+2+2-2 (join to last picot of previous ring; join to 2nd picot of R11), RW

CH20 Repeat CH1

R21 Repeat R10

CH21 Repeat CH1

R22 Repeat R10

CH22 Repeat CH1

R23 Repeat R2

CH23 Repeat CH1

R24 Repeat R2

CH24 Repeat CH12

R25 2+2+2-2 (join to 2nd picot of last long chain; join to 2nd picot of R18), RW

CH25 Repeat CH1

R26 Repeat R2

CH26 Repeat CH1

R27 Repeat R2

CH27 Repeat CH1

R28 Repeat R2

CH28 Repeat CH1

R29 Repeat R2

CH29 Repeat CH1

R30 Repeat R2

CH30 Repeat CH12

R31 2+2+2-2 (join to 2nd picot of last long chain; join to 2nd picot of R24), RW

CH31 Repeat CH1

R32 Repeat R2
CH32 Repeat CH1
R33 Repeat R10
CH33 Repeat CH1
R34 Repeat 10
CH34 Repeat CH1
R35 Repeat R2
CH35 Repeat CH1
R36 Repeat R2
CH36 Repeat CH12

Repeat R13 - CH36 around joining at appropriate picots to close the round, cut, tie and hide ends.

ROUND 3:

R1 2-2-2-2, RW
CH1 2, RW
R2 2+2-2-2 (to last picot of previous ring), RW
CH2 2, RW
R3 Repeat R2
CH3 Repeat CH1
R4 Repeat R2
CH4 Repeat CH1
R5 Repeat R2
CH5 4-4-4, shuttle join to last picot of last ring,
RW, SS, 4-4, RW

R6 2+2-2-2 (join to 2nd picot of last
long chain), RW

CH6 Repeat CH1

R7 Repeat R2

CH7 Repeat CH1

R8 2+2+2-2 (join to last picot of
previous ring; join to 1st free picot of a cluster from the previous round), RW

CH8 Repeat CH1

R9 2+2+2-2 (join to 2nd picot of
previous ring; join to next free picot of previous round), RW

CH9 Repeat CH1

R10 Repeat R2

CH10 4+4-4 (join to last picot of last long chain). shuttle join to last picot of last ring, RW, SS, 4-4, RW

R11 2+2+2-2 (join to 2nd picot of last long chain; join to 2nd picot of R5), RW

CH11 Repeat CH1

R12 Repeat R2

CH12 Repeat CH1




Mystery Doily Edge

R13 Repeat R2
CH13 Repeat CH1
R14 Repeat R2
CH14 Repeat CH1
R15 Repeat R2
CH15 Repeat CH10
R16 2+2+2-2 (join to 2nd picot of last long chain; join to 2nd picot of R10), RW
CH16 Repeat CH1
R17 Repeat R9
CH17 Repeat CH1
R18 Repeat R9
CH18 Repeat CH1
R19 Repeat R2
CH19 Repeat CH1
R20 Repeat R2
CH20 Repeat CH10

R21 2+2+2-2 (join to 2nd picot of last long chain; join to 2nd picot of R15), RW
CH21 Repeat CH1
R22 Repeat R2
CH22 Repeat CH1
R23 Repeat R2
CH23 Repeat CH1
R24 Repeat R2
CH24 Repeat CH1
R25 Repeat R2
CH25 Repeat CH10

R26 2+2-2-2 (join to 2nd picot of last long chain; join to 2nd picot of R20), RW
CH26 Repeat CH1
R27 2+2+2-2 (join to 2nd picot of previous ring; join to 2nd picot of R19), RW
CH27 Repeat CH1
R28 Repeat R9
CH28 Repeat CH1
R29 Repeat R9
CH29 Repeat CH1
R30 Repeat R2
CH30 4+4-4 (join to last picot of last long chain). shuttle join to last picot of last ring, RW, SS, 4-4, RW
Repeat R11 through CH30 around joining at appropriate picots to close the round, cut, tie and hide ends.



ROUND 4:

R1 2-2-2-2, RW

CH1 2, RW

R2 2+2-2-2 (to last picot of previous ring), RW

CH2 2, RW

R3 Repeat R2

CH3 Repeat CH1

R4 Repeat R2

CH4 Repeat CH1

R5 Repeat R2

CH5 4-4-4, shuttle join to last picot of last ring, RW, SS, 4-4, RW

R6 2+2-2-2 (join to 2nd picot of last long chain), RW

CH6 Repeat CH1

R7 2+2+2-2 (join to last picot of previous ring; join to middle free picot a cluster of the previous round), RW

CH7 Repeat CH1

R8 2+2+2-2 (join to last picot of previous ring; join to next free picot of previous round)

CH8 Repeat CH1

R9 Repeat R8

CH9 Repeat CH1
R10 Repeat R8
CH 10 Repeat CH1
R 11 Repeat R2
CH11 4+4-4 (join to last picot of last long chain). shuttle join to last picot of last ring, RW, SS, 4-4, RW

R12 2+2+2-2 (join to 2nd picot of last long chain; join to 2nd picot of R5), RW
CH12 Repeat CH1
R13 Repeat R2
CH13 Repeat CH1
R14 Repeat R2
CH14 Repeat CH1
R15 Repeat R2
CH15 Repeat CH1
R16 Repeat R2
CH16 Repeat CH11

R17 2+2+2-2 (join to 2nd picot of last long chain; join to 2nd picot of R11), RW
CH17 Repeat CH1
R18 2+2+2-2 (join to last picot of previous ring; join in the same picot as for R10 NOTE: This is the second join in this picot), RW
CH18 Repeat CH1
R19 Repeat R8
CH19 Repeat CH1
R20 Repeat R8
CH20 Repeat CH1
R21 Repeat R8
CH21 Repeat CH1
R 22 Repeat R2
CH22 Repeat CH12

Repeat R12-CH22 around joining at appropriate picots to close the round, cut, tie and hide ends.

ROUND 5:

R1 2-2-2-2, RW
CH1 2, RW
R2 2+2-2-2 (to last picot of previous ring), RW
CH2 2, RW
R3 Repeat R2
CH3 Repeat CH1
R4 Repeat R2
CH4 Repeat CH1
R5 Repeat R2
CH5 4-4-4, shuttle join to last picot of last ring, RW, SS, 4-4, RW
R6 2+2-2-2 (join to 2nd picot of last long chain), RW
CH6 Repeat CH1

R7 2+2+2-2 (join to last picot of previous ring; join to middle free picot a cluster of the previous round), RW
CH7 Repeat CH1
R8 2+2+2-2 (join to last picot of previous ring; join to next free picot of previous round)
CH8 Repeat CH1
R9 Repeat R8
CH9 Repeat CH1
R10 Repeat R8
CH 10 Repeat CH1

R 11 Repeat R2
CH11 4+4-4 (join to last picot of last long chain). shuttle join to last picot of last ring, RW, SS, 4-4, RW
R12 2+2+2-2 (join to 2nd picot of last long chain; join to 2nd picot of R5), RW
CH12 Repeat CH1
R13 Repeat R2
CH13 Repeat CH1
R14 Repeat R2
CH14 Repeat CH1
R15 Repeat R2
CH15 Repeat CH1
R16 Repeat R2
CH16 Repeat CH11
R17 2+2+2-2 (join to 2nd picot of last long chain; join to 2nd picot of R11), RW
CH17 Repeat CH1
R18 2+2+2-2 (join to last picot of previous ring; join to middle free picot a cluster of the previous round), RW
CH18 Repeat CH1
R19 Repeat R8
CH19 Repeat CH1
R20 Repeat R2
CH20 Repeat CH1

R 21 Repeat R2
CH21 4+4-4 (join to last picot of last long chain). shuttle join to last picot of last ring, RW, SS, 4-4, RW
R22 2+2+2-2 (join to 2nd picot of last long chain; join to 2nd picot of R5), RW
CH22 Repeat CH1
R23 Repeat R2
CH23 Repeat CH1
R24 Repeat R2
CH24 Repeat CH1
R25 Repeat R2
CH25 Repeat CH1
R26 Repeat R2
CH26 Repeat CH11
R27 2+2+2-2 (join to 2nd picot of last long chain; join to 2nd picot of R21), RW
CH27 Repeat CH1
R28 2+2+2-2 (join to last picot of previous ring; join 2nd picot of R20), RW
CH28 Repeat CH1

R29 Repeat R8
CH29 Repeat CH1
R30 Repeat R8
CH30 Repeat CH1
R 31 Repeat R2
CH31 4+4-4 (join to last picot of last long chain). shuttle join to last picot of last ring, RW, SS, 4-4, RW

R32 2+2+2-2 (join to 2nd picot of last long chain; join to 2nd picot of R5), RW
CH32 Repeat CH1
R33 Repeat R2
CH33 Repeat CH1
R34 Repeat R2
CH34 Repeat CH1
R35 Repeat R2
CH35 Repeat CH1
R36 Repeat R2
CH36 Repeat CH11

R37 2+2+2-2 (join to 2nd picot of last long chain; join to 2nd picot of R31), RW
CH37 Repeat CH1
R38 2+2+2-2 (join to last picot of previous ring; join to previously joined middle picot [2nd join]), RW
CH38 Repeat CH1
R39 Repeat R8
CH39 Repeat CH1
R40 Repeat R8
CH40 Repeat CH1
R 41 Repeat R8
CH41 Repeat CH1
R 42 Repeat R2
CH42 4+4-4 (join to last picot of last long chain). shuttle join to last picot of last ring, RW, SS, 4-4, RW

Repeat R12 - CH42 around joining at appropriate picots to close the round, cut, tie and hide ends.

ROUND 6:

R1 2-2-2-2, RW
CH1 2, RW
R2 2+2-2-2 (to last picot of previous ring), RW
CH2 2, RW
R3 Repeat R2
CH3 Repeat CH1
R4 Repeat R2
CH4 Repeat CH1
R5 Repeat R2
CH5 Repeat CH1
R6 Repeat R2
CH6 4-4-4, shuttle join to last picot of last ring, RW, SS, 4-4, RW

R7 2+2-2-2 (join to 2nd picot of last long chain), RW

CH7 Repeat CH1

R8 2+2+2-2 (join to last picot of previous ring; join to middle free picot a cluster of the previous round), RW

CH8 Repeat CH1

R9 2+2+2-2 (join to last picot of previous ring; join to next free picot of previous round)

CH9 Repeat CH1

R10 Repeat R9

CH10 Repeat CH1

R11 Repeat R9

CH11 Repeat CH1

R 12 Repeat R2

CH12 4+4-4 (join to last picot of last long chain). shuttle join to last picot of last ring, RW, SS, 4-4, RW

R13 2+2+2-2 (join to 2nd picot of last long chain; join to 2nd picot of R5), RW

CH13 Repeat CH1

R14 Repeat R2

CH14 Repeat CH1

R15 Repeat R2

CH15 Repeat CH1

R16 Repeat R2

CH16 Repeat CH1

R17 Repeat R2

CH17 Repeat CH1

R18 Repeat R2

CH18 Repeat CH11

R19 2+2+2-2 (join to 2nd picot of last long chain; join to 2nd picot of R12), RW

CH19 Repeat CH1

R20 2+2+2-2 (join to last picot of previous ring; join to middle picot of the previous round [2nd join]), RW

CH20 Repeat CH1

R21 Repeat R9

CH21 Repeat CH1

R22 Repeat R9

CH22 Repeat CH1

R23 Repeat R9

CH23 Repeat CH1

R 24 Repeat R2

CH24 4+4-4 (join to last picot of last long chain). shuttle join to last picot of last ring, RW, SS, 4-4, RW

Repeat R13 - CH24 around joining at appropriate picots to close the round, cut, tie and hide ends.