

# SPRING EARRING

By Dagmar Pezzuto – 2015 ©

## ABBREVIATIONS

DS = double stitch

R = ring

SR = split ring

CL = cluny

FR = floating ring

SCMR = mock ring

+ = join


- = picot

Clr = close ring

Victorian chain

CTM = continuous thread method

2 Shuttle

Bead n° 10 

Bead n° 04 




## START WITH CTM

R1 = 13 DS +  13 DS. Clr.

SR2 = 13 DS +  / 13 DS. Clr.

CL 1 = 20 passes

SR3 = 2DS - 2DS - 2DS +  8DS. Clr.

R4 = SCMR = 13 DS +  FR 5 ( 7 PICOT. Clr.) 13 DS. Clr.

CL 2 = 20 passes + SR2

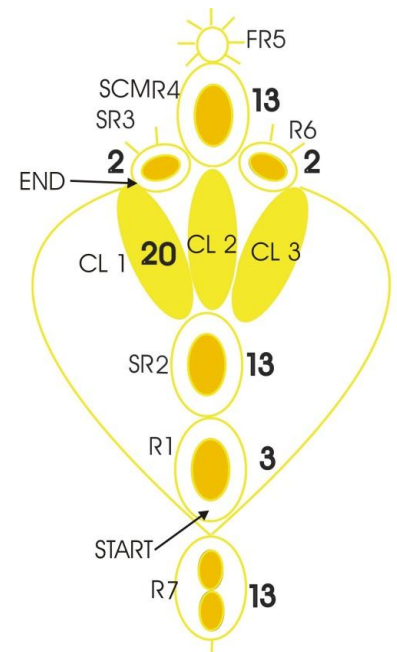
CL 3 = 20 passes

R6 = 8 DS +  +  + R4 2DS - 2DS - 2DS. Clr.

Victorian chain1 = These chains have 72 half stitches, or, 6 sets of 8:8.

R7 = 13DS +   - 13 DS. Clr.

Victorian chain 2 = idem



## BEADS IN THE CENTER OF SPLIT RING



Fig 1



Fig 2

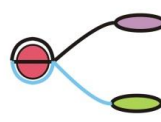


Fig 3

## BEADS IN THE CENTER OF THE RING




Fig 1

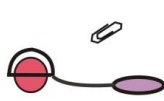


Fig 2




Fig 3

